

Signify Classified - Internal
Cooper Lighting Solutions Photometric Lab
1121 Highway 74 South
Peachtree City, GA 30269



Scaled data based on original data using
LM-79-08 Approved Method: Electrical and Photometric Measurements of Solid-
State Lighting Products

Test Report Prepared for
Cooper Lighting Solutions
(formerly Eaton)

Brand: INVUE

Report Number: P868744

Luminaire Tested: **EMM2-HTN-SA3A-730-U-T5W**

Issue Date: 08/22/2024



Test Information

Test Method: LM-79-08
Report Number: P868744
Test Lab: INNOVATION CENTER(G3)
Issue Date: 08/22/2024
Manufacturer: COOPER LIGHTING SOLUTIONS (FORMERLY EATON)
Product Line: INVUE
Catalog Number: EMM2-HTN-SA3A-730-U-T5W
Description: EPIC MODERN TALL HOUSING DISCRETE LED ARRAYS 130W 70CRI 3000K
FIXTURE w/ TYPE V SQUARE WIDE DISTRIBUTION OPTIC
Light Source: (30) 3000K CCT, 70 CRI LEDS
Ballast/Driver: ELECTRONIC DRIVER

Summary

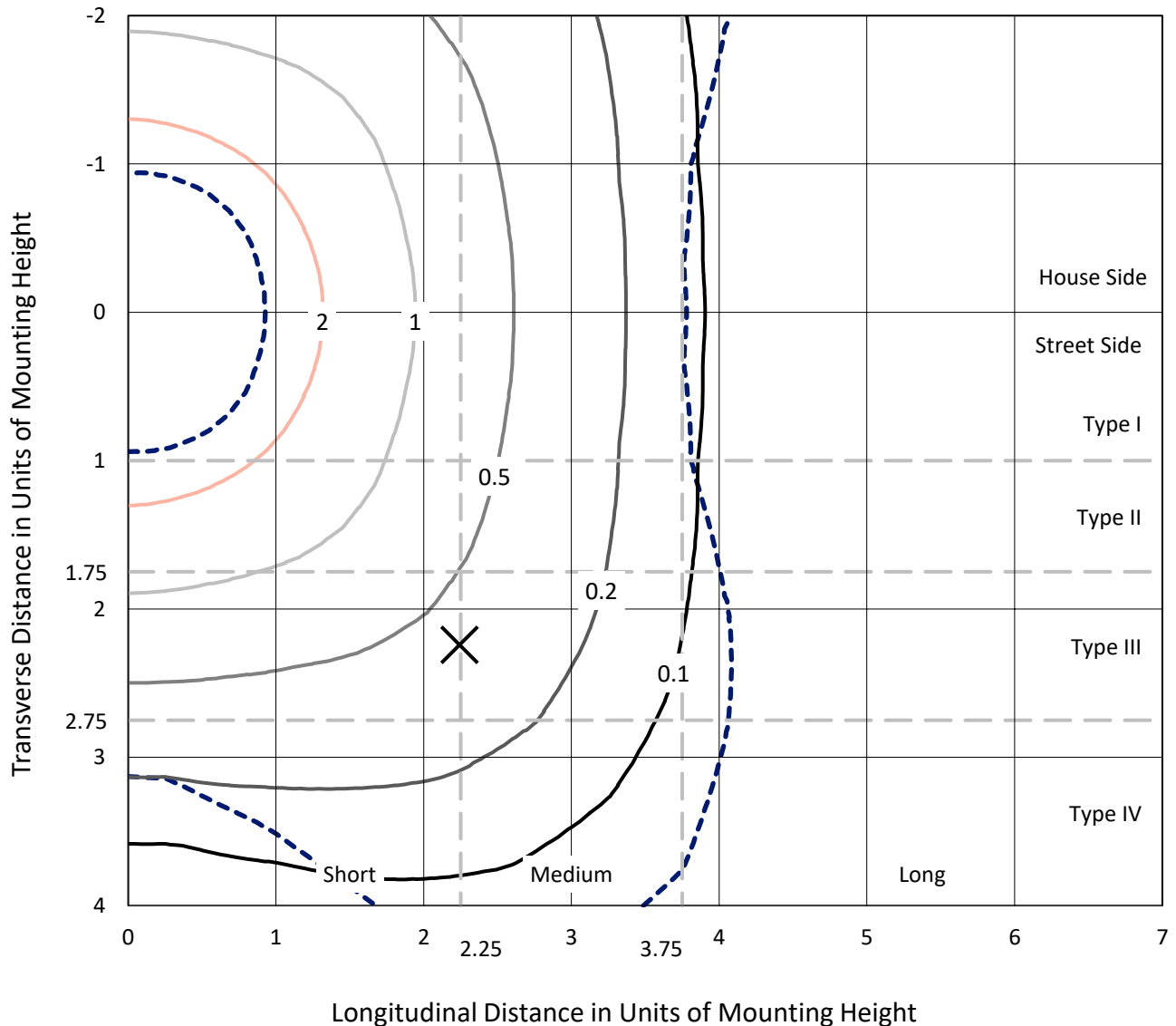
Lumens per Lamp: N/A
Luminaire Lumens: 16442.9 lumens
Efficiency: N/A
Efficacy: 145.5 lumens/watt
Luminous Opening: Rectangular (W 1' x L: 0.33' x H: 0')
IES Classification: Type V - Short
BUG Rating: B4 - U0 - G2

Input Watts (W): 113
Input Voltage (V): 120
Input Current (A_{in}): NR
Voltage Rise (V): NR
Power Factor: 0.99
Total Harmonic Distortion (THDi): 7.77%
Frequency (hertz): 60
Stabilization Time: NR
Operation Time: NR
Ambient Temperature (°C): NR
Test Distance: 24 FT

REPORT NUMBER: P868744
 CATALOG NUMBER: EMM2-HTN-SA3A-730-U-T5W

Iso-Footcandle Lines of Horizontal Illumination

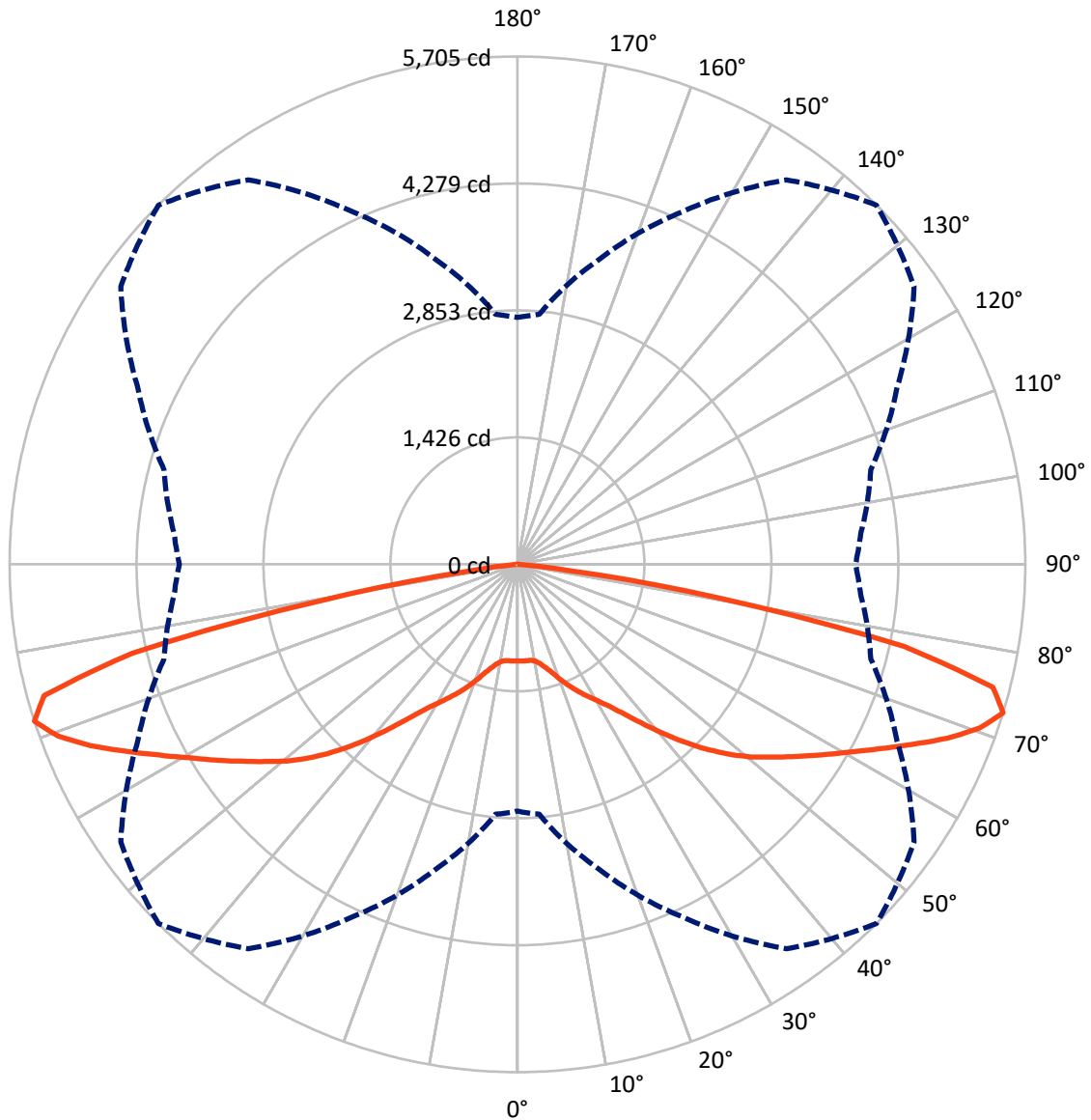
× Max cd
 - - - 1/2 Max cd



Based on 20 foot mounting height. Maximum calculated value = 2.9 fc
 Type V - Short - N/A

REPORT NUMBER: P868744
CATALOG NUMBER: EMM2-HTN-SA3A-730-U-T5W

Luminous Intensity Polar Plot



— Vertical Plane Through 45-Deg Lateral - - - Horizontal Cone Through 72.5-Deg Vertical

REPORT NUMBER: P868744

CATALOG NUMBER: EMM2-HTN-SA3A-730-U-T5W

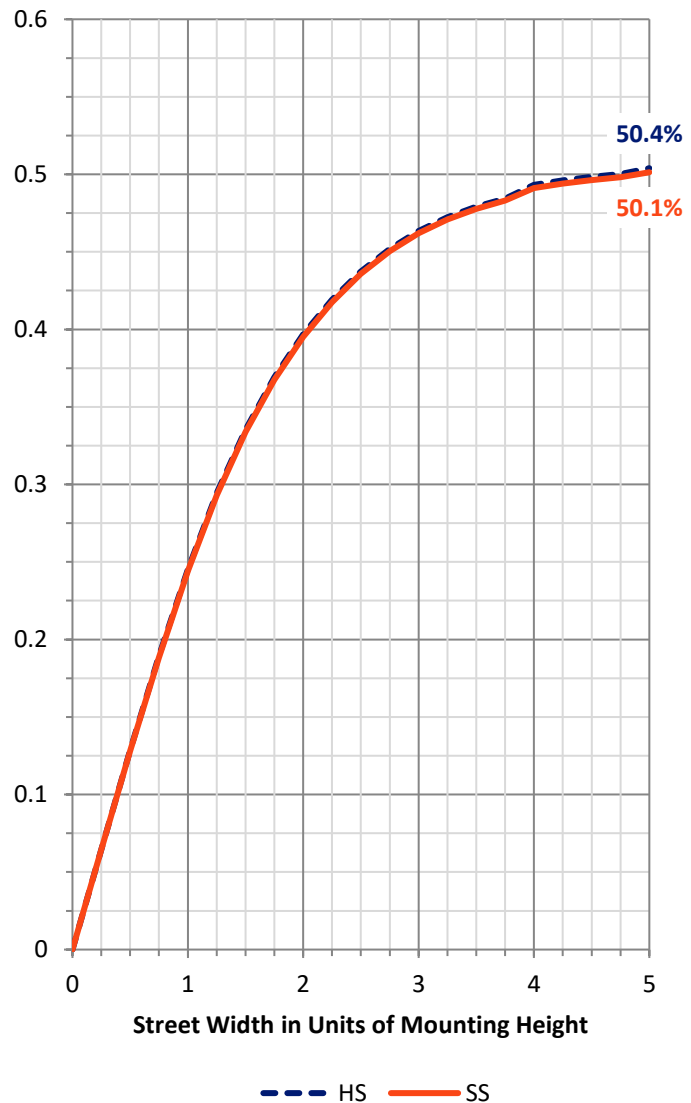
FLUX DISTRIBUTION:

		Downward	Upward	Total
House Side	Lumens	8221.5	0.0	8221.5
	% Fixture	50.0	0.0	50.0
Street Side	Lumens	8221.5	0.0	8221.5
	% Fixture	50.0	0.0	50.0
Total	Lumens	16442.9	0.0	16442.9
	% Fixture	100.0	0.0	100.0

Coefficient of Utilization

ZONAL LUMENS:

Zone	Lumens	% Fixture
0°-10°	104.0	0.6
10°-20°	347.2	2.1
20°-30°	716.4	4.4
30°-40°	1318.9	8.0
40°-50°	2319.0	14.1
50°-60°	3363.4	20.5
60°-70°	4384.6	26.7
70°-80°	3644.6	22.2
80°-90°	244.7	1.5
90°-100°	0.0	0.0
100°-110°	0.0	0.0
110°-120°	0.0	0.0
120°-130°	0.0	0.0
130°-140°	0.0	0.0
140°-150°	0.0	0.0
150°-160°	0.0	0.0
160°-170°	0.0	0.0
170°-180°	0.0	0.0
0°-90°	16442.9	100.0
0°-180°	16442.9	100.0



REPORT NUMBER: P868744

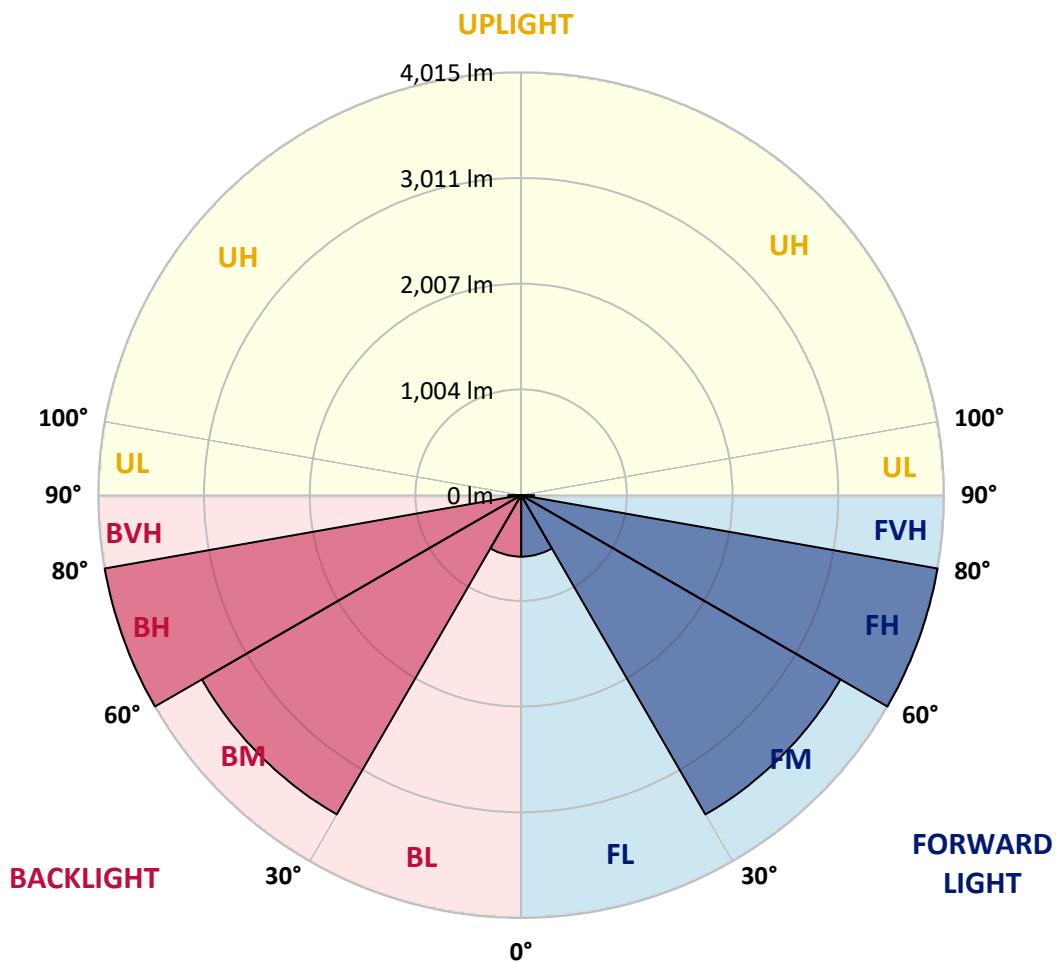
CATALOG NUMBER: EMM2-HTN-SA3A-730-U-T5W

LUMINAIRE CLASSIFICATION SYSTEM LUMEN TABLE AND BUG RATING:

Zone	Lumens	% Fixture	Zone Rating/Lumen Limit		
			B	U	G
FL (0°-30°)	583.8	3.6			
FM (30°-60°)	3500.7	21.3			
FH (60°-80°)	4014.6	24.4			G2/5000
FVH (80°-90°)	122.4	0.7			G2/225
BL (0°-30°)	583.8	3.6	B2/1000		
BM (30°-60°)	3500.7	21.3	B3/5000		
BH (60°-80°)	4014.6	24.4	B4/5000		G2/5000
BVH (80°-90°)	122.4	0.7			G2/225
UL (90°-100°)	0.0	0.0		U0/0	
UH (100°-180°)	0.0	0.0		U0/0	

BUG Rating: B4-U0-G2

Type V Short





REPORT NUMBER: P868744

CATALOG NUMBER: EMM2-HTN-SA3A-730-U-T5W

CANDELA DISTRIBUTION (FULL):

	0°	5°	15°	25°	35°	45°	55°	65°	75°	85°	90°
0°	1085.5	1085.5	1085.5	1085.5	1085.5	1085.5	1085.5	1085.5	1085.5	1085.5	1085.5
2.5°	1082.1	1083.8	1083.8	1083.8	1085.5	1087.2	1088.9	1090.6	1094.0	1095.7	1095.7
5°	1087.2	1085.5	1083.8	1087.2	1087.2	1087.2	1088.9	1090.6	1090.6	1090.6	1092.3
7.5°	1082.1	1083.8	1082.1	1082.1	1087.2	1088.9	1087.2	1085.5	1085.5	1087.2	1087.2
10°	1100.9	1099.2	1097.4	1097.4	1102.6	1104.3	1102.6	1100.9	1100.9	1104.3	1104.3
12.5°	1143.5	1146.9	1136.6	1136.6	1143.5	1146.9	1141.8	1140.0	1141.8	1145.2	1145.2
15°	1209.9	1208.2	1201.4	1194.6	1201.4	1206.5	1199.7	1196.3	1198.0	1206.5	1199.7
17.5°	1283.2	1284.9	1278.1	1271.3	1276.4	1283.2	1273.0	1264.4	1266.2	1269.6	1266.2
20°	1365.0	1363.3	1361.6	1361.6	1371.8	1380.3	1365.0	1344.5	1339.4	1336.0	1336.0
22.5°	1424.6	1429.7	1431.5	1446.8	1470.6	1479.2	1458.7	1431.5	1411.0	1400.8	1394.0
25°	1518.4	1513.2	1509.8	1526.9	1562.7	1578.0	1552.4	1515.0	1494.5	1492.8	1497.9
27.5°	1603.6	1603.6	1610.4	1627.4	1661.5	1676.8	1654.7	1617.2	1607.0	1607.0	1601.9
30°	1714.3	1709.2	1716.0	1745.0	1770.6	1780.8	1762.0	1736.5	1728.0	1728.0	1719.4
32.5°	1843.8	1845.6	1855.8	1874.5	1900.1	1901.8	1895.0	1883.0	1877.9	1872.8	1881.3
35°	2041.5	2041.5	2038.1	2051.7	2058.6	2062.0	2065.4	2060.3	2060.3	2060.3	2053.5
37.5°	2286.9	2273.3	2271.6	2259.6	2251.1	2259.6	2275.0	2292.0	2305.7	2297.1	2293.7
40°	2530.6	2523.8	2503.3	2484.6	2477.8	2481.2	2499.9	2535.7	2551.1	2551.1	2564.7
42.5°	2793.0	2779.4	2753.8	2731.7	2712.9	2718.1	2735.1	2779.4	2813.5	2828.8	2822.0
45°	3028.2	3016.3	2990.7	2970.3	2956.6	2954.9	2977.1	3006.0	3052.1	3065.7	3075.9
47.5°	3229.3	3220.8	3198.6	3178.2	3183.3	3185.0	3191.8	3217.4	3254.8	3273.6	3271.9
50°	3392.9	3386.1	3365.6	3374.1	3387.8	3401.4	3392.9	3409.9	3433.8	3442.3	3449.1
52.5°	3542.8	3532.6	3519.0	3534.3	3570.1	3597.4	3602.5	3590.6	3597.4	3602.5	3597.4
55°	3691.1	3679.2	3675.8	3703.0	3757.6	3808.7	3803.6	3769.5	3761.0	3750.7	3745.6
57.5°	3812.1	3803.6	3817.2	3863.2	3968.9	4037.0	4014.9	3936.5	3902.4	3878.6	3871.7
60°	3888.8	3887.1	3917.7	4025.1	4185.3	4280.7	4244.9	4110.3	4033.6	4011.5	4001.2
62.5°	3929.7	3931.4	3985.9	4176.8	4432.4	4561.9	4498.8	4292.7	4173.4	4151.2	4154.6
65°	3967.2	3962.1	4033.6	4304.6	4699.9	4875.5	4790.3	4512.5	4338.7	4294.4	4294.4
67.5°	3994.4	3999.5	4106.9	4432.4	4960.7	5211.2	5086.8	4745.9	4515.9	4449.4	4440.9
70°	3650.2	3699.6	4035.3	4517.6	5166.9	5507.7	5344.1	4889.1	4522.7	4333.5	4314.8
72.5°	2772.6	2818.6	3544.5	4365.9	5272.5	5705.4	5439.5	4706.7	4110.3	3870.0	3798.5
75°	1828.5	1860.9	2641.4	3813.8	4979.4	5517.9	4953.8	4054.1	3236.1	2924.3	2943.0
77.5°	814.6	918.5	1683.7	2975.4	4101.8	4440.9	3778.0	2765.8	1976.8	1673.4	1641.1
80°	340.8	373.2	635.6	1586.5	2377.2	2275.0	1608.7	927.0	589.6	458.4	443.1
82.5°	98.8	102.2	126.1	274.4	484.0	569.2	342.5	173.8	165.3	131.2	121.0
85°	6.8	6.8	10.2	17.0	23.9	39.2	44.3	51.1	57.9	49.4	49.4
87.5°	3.4	3.4	3.4	5.1	5.1	6.8	5.1	5.1	5.1	5.1	5.1
90°	0.0	0.0	0.0	0.0	0.0	0.0	0.0	0.0	0.0	0.0	0.0

LM-79-2019: Approved Method: Electrical and Photometric Measurements of Solid-
State Lighting Products

Report Prepared for

Cooper Lighting Solutions

Streetworks

Report Number: SP1-2407-157-4

Test Date: 08/07/2024

Luminaire Tested: MEM2-HTN-SA-40-730-U-5WQ-2

Data in this report applies to families of products including MEM2-HTN-SA-40-730-U-5WQ-2

Test Information

Test Method: LM-79-2019
 Report Number: SP1-2407-157-4
 Test Lab: COOPER LIGHTING SOLUTIONS
 Photometer: SP1 - 76IN SPHERE
 Measurement Geometry: 4π
 Issue Date: 08/20/2024
 Manufacturer: COOPER LIGHTING SOLUTIONS
 Product Line: Streetworks
 Catalog Number: **MEM2-HTN-SA-40-730-U-5WQ-2**
 Description: Epic Modern Light Square 40W 5WQ Optic and Flare Trim

Spectral Parameters

CCT (K): 3057
 CIE u': 0.2487
 CIE v': 0.5199
 Duv: -0.0002
 CIE x: 0.4326
 CIE y: 0.4020
 CIE z: 0.1654
 Peak Wavelength (nm): 593
 Dominant Wavelength (nm): 582
 Purity: 50.50735
 Rf: 74.6
 Rg: 94

CRI (Ra):	71.7		
R1:	68.1	R9:	-34.8
R2:	82.0	R10:	58.5
R3:	93.5	R11:	62.5
R4:	67.5	R12:	47.5
R5:	67.2	R13:	70.7
R6:	74.9	R14:	96.4
R7:	77.4	R15:	60.0
R8:	43.1		



Test Conditions

Stabilization Time: 21M
 Operation Time: 1H 21M
 Sphere Temperature (°C): 24.2

REPORT NUMBER: SP1-2407-157-4

Measurement and Test Equipment			
Instrument	Identification Number	Calibration Date	Calibration Due Date
Photometer	IN0058	6/18/2024	12/18/2024
Power Meter	INXT2011004	2/8/2024	2/8/2025
AC Power Source	IN0063	10/24/2023	10/24/2024
DC Power Source	IN0208	10/24/2023	10/24/2024
Sphere Thermometer	IN0085	10/24/2023	10/24/2024
Room Thermometer	IN0046	10/24/2023	10/24/2024

REPORT NUMBER: SP1-2407-157-4

CIE 1931 Chromaticity Diagram



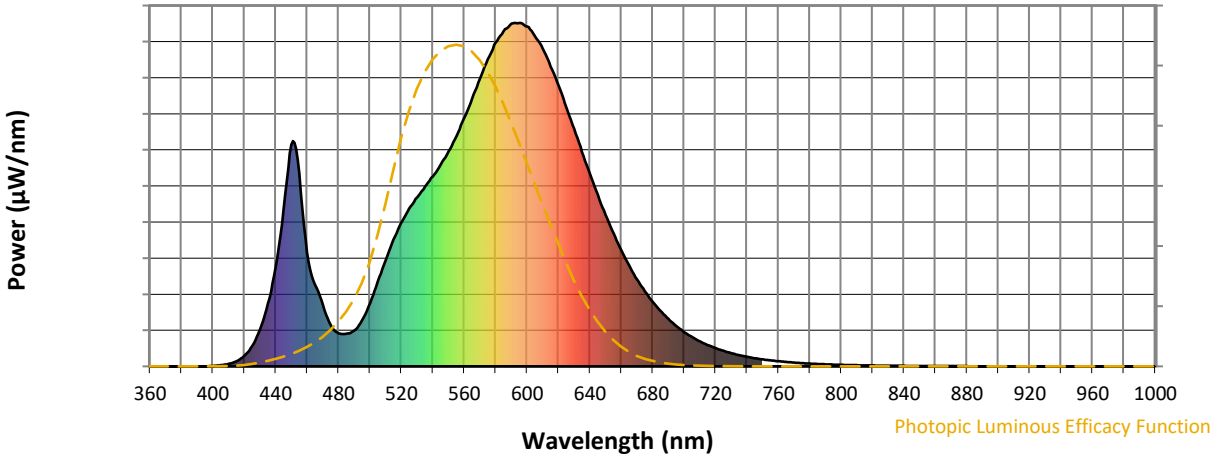
CIE 1931 Chromaticity Diagram with 2017 ANSI 7-Step and 4-Step Quadrangles



Point lies inside the ANSI 3000K 4-step quadrangle

REPORT NUMBER: SP1-2407-157-4

Photopic Flux vs. Wavelength



Photopic Lumens: NR

λ (nm)	Power W [^] /nm	Lumens (φ/nm)	λ (nm)	Power W [^] /nm	Lumens (φ/nm)	λ (nm)	Power W [^] /nm	Lumens (φ/nm)	λ (nm)	Power W [^] /nm	Lumens (φ/nm)	λ (nm)	Power W [^] /nm	Lumens (φ/nm)
360	0	NR	490	104	NR	620	818	NR	750	20	NR	880	1	NR
365	0	NR	495	135	NR	625	755	NR	755	17	NR	885	0	NR
370	0	NR	500	184	NR	630	691	NR	760	15	NR	890	0	NR
375	0	NR	505	247	NR	635	625	NR	765	13	NR	895	0	NR
380	0	NR	510	309	NR	640	561	NR	770	11	NR	900	0	NR
385	0	NR	515	369	NR	645	499	NR	775	9	NR	905	0	NR
390	0	NR	520	419	NR	650	441	NR	780	8	NR	910	0	NR
395	0	NR	525	460	NR	655	388	NR	785	7	NR	915	0	NR
400	1	NR	530	492	NR	660	338	NR	790	6	NR	920	0	NR
405	3	NR	535	524	NR	665	294	NR	795	5	NR	925	0	NR
410	7	NR	540	553	NR	670	253	NR	800	4	NR	930	0	NR
415	15	NR	545	588	NR	675	218	NR	805	4	NR	935	0	NR
420	31	NR	550	625	NR	680	188	NR	810	3	NR	940	0	NR
425	60	NR	555	670	NR	685	161	NR	815	3	NR	945	0	NR
430	107	NR	560	723	NR	690	139	NR	820	3	NR	950	0	NR
435	183	NR	565	780	NR	695	118	NR	825	2	NR	955	0	NR
440	289	NR	570	837	NR	700	100	NR	830	2	NR	960	0	NR
445	460	NR	575	894	NR	705	85	NR	835	2	NR	965	0	NR
450	646	NR	580	942	NR	710	73	NR	840	1	NR	970	0	NR
455	561	NR	585	976	NR	715	62	NR	845	1	NR	975	0	NR
460	331	NR	590	998	NR	720	53	NR	850	1	NR	980	0	NR
465	238	NR	595	1000	NR	725	45	NR	855	1	NR	985	0	NR
470	178	NR	600	990	NR	730	39	NR	860	1	NR	990	0	NR
475	120	NR	605	962	NR	735	33	NR	865	1	NR	995	0	NR
480	96	NR	610	925	NR	740	28	NR	870	1	NR	1000	0	NR
485	95	NR	615	873	NR	745	24	NR	875	1	NR			

REPORT NUMBER: SP1-2407-157-4

Scotopic Flux vs. Wavelength



Scotopic Lumens: NR

S/P: 1.23

λ (nm)	Power W [^] /nm	Lumens (φ/nm)	λ (nm)	Power W [^] /nm	Lumens (φ/nm)	λ (nm)	Power W [^] /nm	Lumens (φ/nm)	λ (nm)	Power W [^] /nm	Lumens (φ/nm)	λ (nm)	Power W [^] /nm	Lumens (φ/nm)
360	0	NR	490	104	NR	620	818	NR	750	20	NR	880	1	NR
365	0	NR	495	135	NR	625	755	NR	755	17	NR	885	0	NR
370	0	NR	500	184	NR	630	691	NR	760	15	NR	890	0	NR
375	0	NR	505	247	NR	635	625	NR	765	13	NR	895	0	NR
380	0	NR	510	309	NR	640	561	NR	770	11	NR	900	0	NR
385	0	NR	515	369	NR	645	499	NR	775	9	NR	905	0	NR
390	0	NR	520	419	NR	650	441	NR	780	8	NR	910	0	NR
395	0	NR	525	460	NR	655	388	NR	785	7	NR	915	0	NR
400	1	NR	530	492	NR	660	338	NR	790	6	NR	920	0	NR
405	3	NR	535	524	NR	665	294	NR	795	5	NR	925	0	NR
410	7	NR	540	553	NR	670	253	NR	800	4	NR	930	0	NR
415	15	NR	545	588	NR	675	218	NR	805	4	NR	935	0	NR
420	31	NR	550	625	NR	680	188	NR	810	3	NR	940	0	NR
425	60	NR	555	670	NR	685	161	NR	815	3	NR	945	0	NR
430	107	NR	560	723	NR	690	139	NR	820	3	NR	950	0	NR
435	183	NR	565	780	NR	695	118	NR	825	2	NR	955	0	NR
440	289	NR	570	837	NR	700	100	NR	830	2	NR	960	0	NR
445	460	NR	575	894	NR	705	85	NR	835	2	NR	965	0	NR
450	646	NR	580	942	NR	710	73	NR	840	1	NR	970	0	NR
455	561	NR	585	976	NR	715	62	NR	845	1	NR	975	0	NR
460	331	NR	590	998	NR	720	53	NR	850	1	NR	980	0	NR
465	238	NR	595	1000	NR	725	45	NR	855	1	NR	985	0	NR
470	178	NR	600	990	NR	730	39	NR	860	1	NR	990	0	NR
475	120	NR	605	962	NR	735	33	NR	865	1	NR	995	0	NR
480	96	NR	610	925	NR	740	28	NR	870	1	NR	1000	0	NR
485	95	NR	615	873	NR	745	24	NR	875	1	NR			

REPORT NUMBER: SP1-2407-157-4

Melanopic Flux vs. Wavelength



Melanopic Lumens: NR

M/P: 2.27

λ (nm)	Power W [^] /nm	Lumens (φ/nm)	λ (nm)	Power W [^] /nm	Lumens (φ/nm)	λ (nm)	Power W [^] /nm	Lumens (φ/nm)	λ (nm)	Power W [^] /nm	Lumens (φ/nm)	λ (nm)	Power W [^] /nm	Lumens (φ/nm)
360	0	NR	490	104	NR	620	818	NR	750	20	NR	880	1	NR
365	0	NR	495	135	NR	625	755	NR	755	17	NR	885	0	NR
370	0	NR	500	184	NR	630	691	NR	760	15	NR	890	0	NR
375	0	NR	505	247	NR	635	625	NR	765	13	NR	895	0	NR
380	0	NR	510	309	NR	640	561	NR	770	11	NR	900	0	NR
385	0	NR	515	369	NR	645	499	NR	775	9	NR	905	0	NR
390	0	NR	520	419	NR	650	441	NR	780	8	NR	910	0	NR
395	0	NR	525	460	NR	655	388	NR	785	7	NR	915	0	NR
400	1	NR	530	492	NR	660	338	NR	790	6	NR	920	0	NR
405	3	NR	535	524	NR	665	294	NR	795	5	NR	925	0	NR
410	7	NR	540	553	NR	670	253	NR	800	4	NR	930	0	NR
415	15	NR	545	588	NR	675	218	NR	805	4	NR	935	0	NR
420	31	NR	550	625	NR	680	188	NR	810	3	NR	940	0	NR
425	60	NR	555	670	NR	685	161	NR	815	3	NR	945	0	NR
430	107	NR	560	723	NR	690	139	NR	820	3	NR	950	0	NR
435	183	NR	565	780	NR	695	118	NR	825	2	NR	955	0	NR
440	289	NR	570	837	NR	700	100	NR	830	2	NR	960	0	NR
445	460	NR	575	894	NR	705	85	NR	835	2	NR	965	0	NR
450	646	NR	580	942	NR	710	73	NR	840	1	NR	970	0	NR
455	561	NR	585	976	NR	715	62	NR	845	1	NR	975	0	NR
460	331	NR	590	998	NR	720	53	NR	850	1	NR	980	0	NR
465	238	NR	595	1000	NR	725	45	NR	855	1	NR	985	0	NR
470	178	NR	600	990	NR	730	39	NR	860	1	NR	990	0	NR
475	120	NR	605	962	NR	735	33	NR	865	1	NR	995	0	NR
480	96	NR	610	925	NR	740	28	NR	870	1	NR	1000	0	NR
485	95	NR	615	873	NR	745	24	NR	875	1	NR			

Summary

$R_f = 74.6$
 $R_g = 94$
 $CIE R_a = 71.7$
 $R_9 = -34.8$

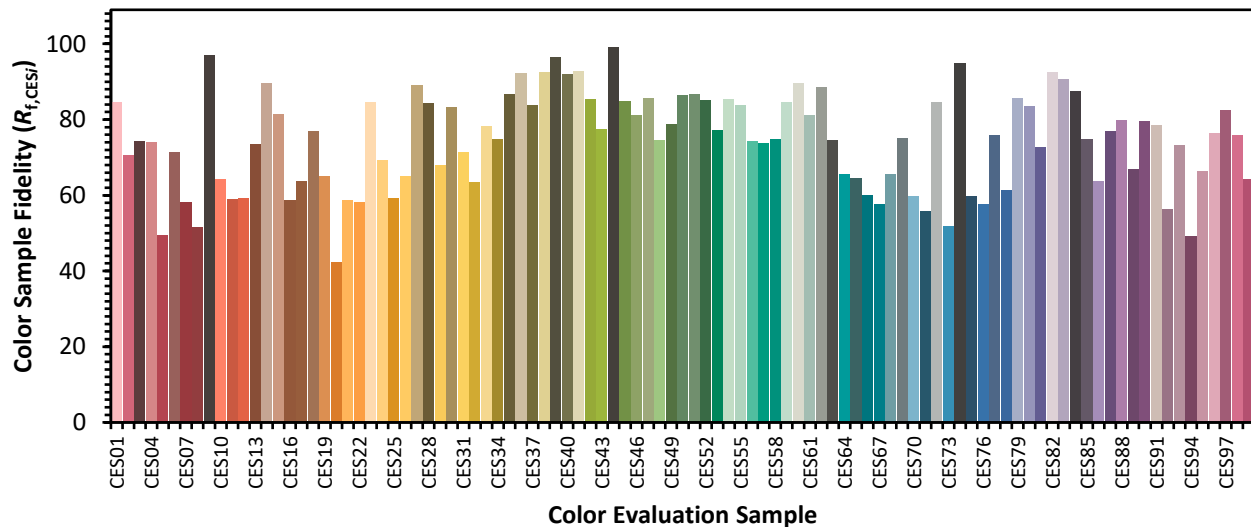


Color Vector Graphics

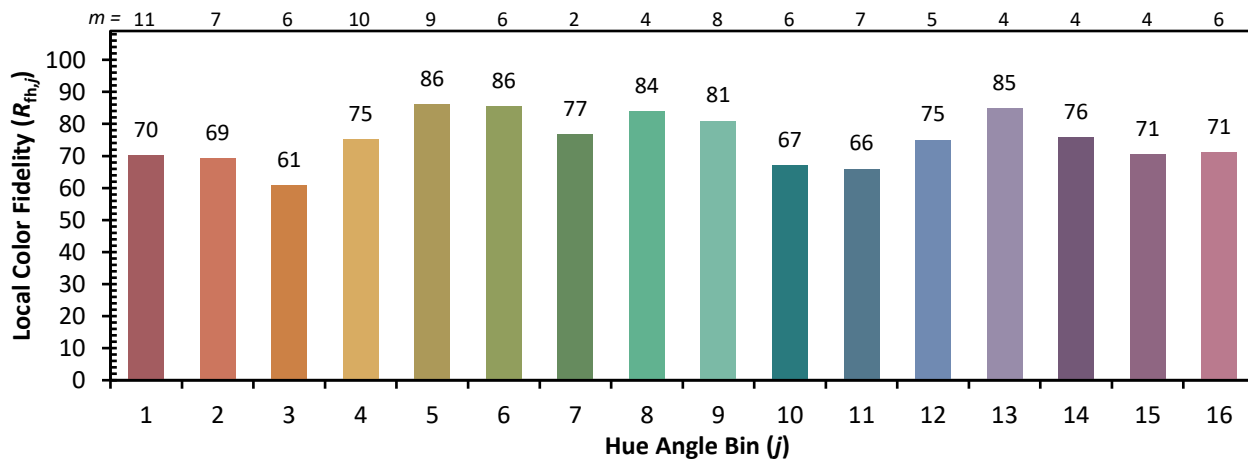


Individual Sample Fidelity Index ($R_{f,i}$)

CES01 = 86	CES26 = 65	CES51 = 87	CES76 = 58
CES02 = 62	CES27 = 89	CES52 = 85	CES77 = 76
CES03 = 31	CES28 = 84	CES53 = 77	CES78 = 61
CES04 = 71	CES29 = 68	CES54 = 85	CES79 = 86
CES05 = 49	CES30 = 83	CES55 = 84	CES80 = 83
CES06 = 51	CES31 = 71	CES56 = 74	CES81 = 73
CES07 = 41	CES32 = 64	CES57 = 74	CES82 = 93
CES08 = 40	CES33 = 78	CES58 = 75	CES83 = 91
CES09 = 29	CES34 = 75	CES59 = 85	CES84 = 88
CES10 = 76	CES35 = 87	CES60 = 90	CES85 = 75
CES11 = 59	CES36 = 92	CES61 = 81	CES86 = 64
CES12 = 65	CES37 = 84	CES62 = 89	CES87 = 77
CES13 = 43	CES38 = 92	CES63 = 75	CES88 = 80
CES14 = 74	CES39 = 96	CES64 = 65	CES89 = 67
CES15 = 71	CES40 = 92	CES65 = 64	CES90 = 80
CES16 = 47	CES41 = 93	CES66 = 60	CES91 = 78
CES17 = 50	CES42 = 86	CES67 = 58	CES92 = 56
CES18 = 56	CES43 = 77	CES68 = 66	CES93 = 73
CES19 = 73	CES44 = 99	CES69 = 75	CES94 = 49
CES20 = 66	CES45 = 85	CES70 = 60	CES95 = 66
CES21 = 87	CES46 = 81	CES71 = 56	CES96 = 76
CES22 = 79	CES47 = 86	CES72 = 85	CES97 = 82
CES23 = 92	CES48 = 75	CES73 = 52	CES98 = 76
CES24 = 91	CES49 = 79	CES74 = 95	CES99 = 64
CES25 = 73	CES50 = 86	CES75 = 60	



Color Rendition by Hue-Angle Bin



Measure Comparisons



(END OF REPORT)